

# ***Political Studies* and *Political Studies Review*** **Annual report for 2007**

Compiled by Martin Smith, Matthew Festenstein and Rene Bailey

For the Executive Committee Meeting of the Political Studies Association, April 2008

---

## **1 THANKS**

We are very grateful to all our colleagues who have extended their support so generously to the journals. Without the time and expertise freely given by reviewers (of both articles and books) the journals could not function. The care with which our reviewers read article submissions contributes greatly to the high standards of both *Political Studies* and *Political Studies Review*.

## **2 INPUTS**

### **2.1 Submissions to both journals**

From 1 January 2007 to 31 December 2007 we received the following submissions:

|  |            |
|--|------------|
| On-line submissions for <i>Political Studies</i> (new)             | 231        |
| On-line submissions for <i>Political Studies</i> (revised)         | 89         |
| Submissions of review articles for <i>Political Studies Review</i> | 19         |
| <b>Total submissions to both journals</b>                          | <b>339</b> |

This represents a significant increase on the total number of articles handled by the editorial team over the past few years, as Table 1 illustrates.

**Table 1: Total article submissions to *Political Studies* and *Political Studies Review* since 2000**

| 2000 | 2001 | 2002 | 2003 | 2004 | 2005 | 2006 | 2007 |
|------|------|------|------|------|------|------|------|
| 113  | 170  | 184  | 199  | 226  | 246  | 258  | 339  |

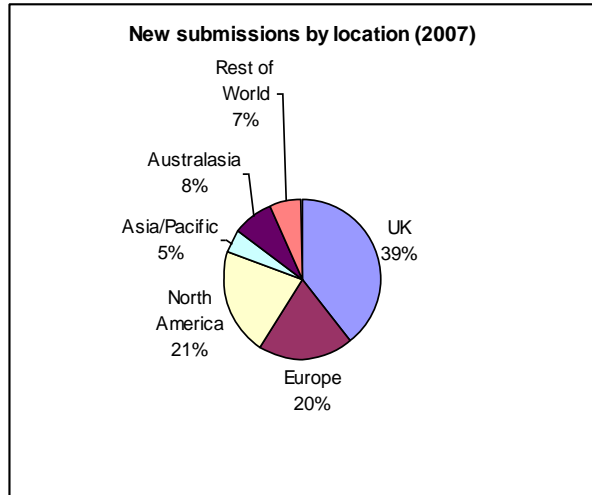
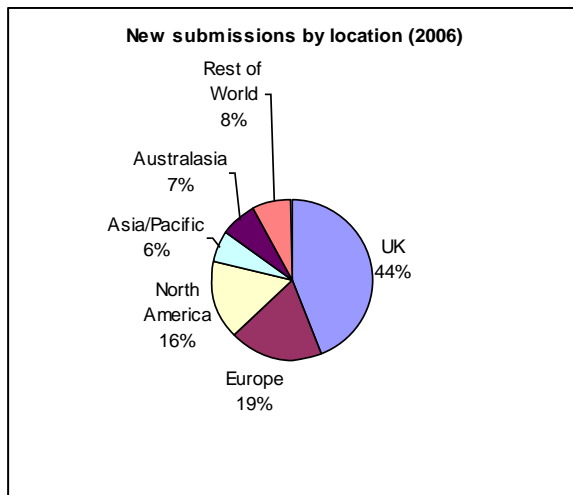
**Table 2: Total article submissions to *Political Studies* and *Political Studies Review* by geographical location of lead author (including resubmissions), 2002-2007**

|               | 2002        | 2003        | 2004        | 2005       | 2006        | 2007        |            |
|---------------|-------------|-------------|-------------|------------|-------------|-------------|------------|
|               |             |             |             |            |             | <i>PoSt</i> | <i>PSR</i> |
| UK and Europe | 122         | 135         | 156         | 161        | 163         | 201         | 14         |
| North America | 34          | 28          | 41          | 36         | 44          | 61          | 3          |
| Asia/Pacific  | 11          | 17          | 16          | 18         | 30          | 10          | 0          |
| Australasia   | 13          | 15          | 11          | 7          | 16          | 29          | 2          |
| Rest of World | 4           | 4           | 2           | 4          | 5           | 19          | 0          |
| <b>Total</b>  | <b>184*</b> | <b>199*</b> | <b>226*</b> | <b>226</b> | <b>258*</b> | <b>320</b>  | <b>19</b>  |

\* *PoSt* and *PSR* combined

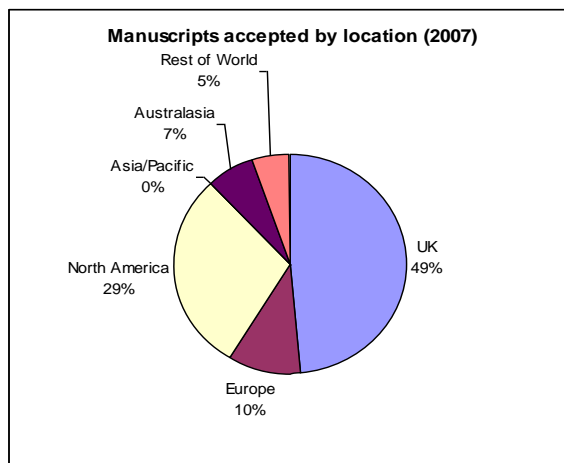
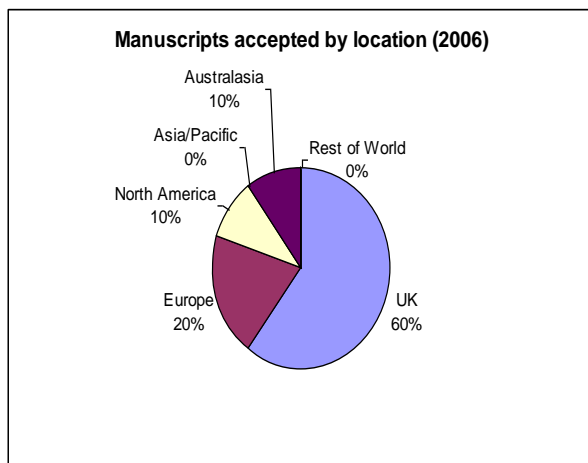
## 2.2 Submissions to *Political Studies*

Between 2006 and 2007 there has been a 22% increase in the overall number of new manuscripts being submitted to *Political Studies* through the online editorial office, from 190 to 231. Part of this increase might be explained by the effect of RAE 2008, which would certainly have encouraged more UK authors to submit manuscripts for publication. However, as the charts below show, there has also been growth in submissions from the US.



A further cause for the increased volume must be the move to the online manuscript handling site (Manuscript Central) soon after the journal moved to Sheffield, enabling us to process manuscripts more quickly and to communicate with authors and reviewers in a productive and timely way. Anecdotal feedback from both sets of stakeholders confirm our belief that this is a positive development appreciated by all.

In 2006 13% of manuscripts were accepted and 86% rejected. In 2007 27% of all manuscripts were accepted. The geographical location of the lead submitting author for accepted manuscripts is shown in the following two charts.



We are now experiencing one of the problems of success, namely that our lead times for publication are about a year on average.

## 2.3 Submissions to *Political Studies Review*

The manuscript submission process for *Political Studies Review* operates rather differently to that for *Political Studies*, in that the editorial board takes a far more active role in soliciting single or collected review articles for publication in the journal.

In 2007 three separate symposia of articles were commissioned for publication in issues 6(2) and 6(3). Four stand-alone articles were specifically commissioned and a further six were proposed by authors and agreed in principle. This brings the total number of articles being managed by the editorial team for *PSR* over the course of 2007 to 19.

## 3 PROCESS

### 3.1 Manuscript status

The following table illustrates the status in January 2008 of the 320 articles submitted to *Political Studies* during 2007. The number of articles still in progress relates mainly to those papers submitted in November and December 2007.

**Table 3: Status of new and revised submissions to *Political Studies* in 2007**

|                              | <b>New submissions 2007</b> | <b>Revised submissions 2007</b> | <b>Total</b> |
|------------------------------|-----------------------------|---------------------------------|--------------|
| In Progress                  | 24                          | 2                               | 26           |
| Decision - Accept            | 9                           | 48                              | 57           |
| Decision - Minor Revision    | 13                          | 29                              | 42           |
| Decision - Revise & Resubmit | 49                          | 3                               | 52           |
| Decision - Reject            | 136                         | 7                               | 143          |
| <b>Total</b>                 | <b>231</b>                  | <b>89</b>                       | <b>320</b>   |

### 3.2 Response times in 2007

Of the 320 new and revised on-line submissions, we made decisions on 294 or 92%. (In 2006 we received 222 submissions and made decisions on 91% them in the corresponding period.) Of the manuscripts with decisions in 2007, 207 decisions were on new submissions and 87 on revised papers.

Of the 207 new on-line submissions with decisions, we made 93% of decisions in 3 months or less (compared to 80% in 2006). This is illustrated in Table 4, below.

**Table 4: Time taken to decision for new submissions in 2007**

| <b>Months</b> | <b>Number of new submissions where decisions were made</b> | <b>%</b> |
|---------------|--|----------|
| 1             | 68   | 33       |
| 2             | 65   | 31       |
| 3             | 59   | 29       |
| 4             | 12   | 6        |
| 5             | 3  | 1        |

The decision rate on revised submissions in 2007 was 69% within 1 month; 21% within 2 months, 6% within 3 months and 2% within 4 months (N = 89).

### 3.3 Acceptance/rejection rates

Table 5 shows decision rates on articles submitted to *Political Studies* during 2006 and 2007 and includes revised submissions.

**Table 5: Acceptance/rejection rates for total article submissions to *Political Studies* in 2006 and 2007**

| Status                         | 2006       |            | 2007       |            |
|--------------------------------|------------|------------|------------|------------|
|                                | Number     | %          | Number     | %          |
| In Progress                    | 21         | 9          | 26         | 8          |
| Decision - Accept              | 22         | 9          | 57         | 18         |
| Decision - Minor revision      | 31         | 13         | 42         | 13         |
| Decision - Revise and Resubmit | 40         | 16         | 52         | 16         |
| Decision – Reject              | 129        | 53         | 143        | 45         |
| <b>TOTAL</b>                   | <b>243</b> | <b>100</b> | <b>320</b> | <b>100</b> |

### 3.4 Acceptance to publication

Table 6 shows how long it took from acceptance to publication for those articles that appeared in Volume 55 of *Political Studies* and Volume 5 of *Political Studies Review*.

**Table 6: Time from acceptance to publication for articles published during 2007**

| Months       | Political Studies | PSR       |
|--------------|-------------------|-----------|
| 3            | 2                 | 1         |
| 4            |                   | 1         |
| 5            | 1                 |           |
| 6            | 3                 |           |
| 7            | 4                 | 3         |
| 8            |                   | 4         |
| 9            | 2                 | 3         |
| 10           | 2                 | 1         |
| 11           | 4                 | 1         |
| 12           | 8                 | 1         |
| 13           | 6                 | 1         |
| 14           |                   | 1         |
| 15           | 4                 |           |
| 16           | 3                 |           |
| 17           | 2                 |           |
| 20           | 1                 |           |
| <b>Total</b> | <b>42</b>         | <b>19</b> |

## **4 OUTPUTS**

### **4.1 Published articles**

This year we published 42 articles in *Political Studies* and 17 review articles in *Political Studies Review*. (42 and 16 articles, respectively, in 2006.)

### **4.2 OnlineEarly**

The online editorial facility means that the production process for both print and online publication has been greatly streamlined.

Every issue of *Political Studies* is now also available via the Blackwell online Synergy site, where there is also a link to our articles published via OnlineEarly. This allows us to publish papers online much closer to their original acceptance date, even though they will still have to wait some months before they can appear in print. Given the regular store of articles in the *Political Studies* copybank, this is an extremely useful facility for authors, and greatly welcomed by the editors.

### **4.3 Virtual issues**

A further strategy in enhancing the profile of *Political Studies* among the widest readership possible is the development of content-specific virtual issues, in conjunction with the Wiley-Blackwell team.

Virtual issues are made available via the online site and the first two have already been prepared, bringing together the most-cited articles in the journal (cited between 2000 and 2007), and articles on the theme of social capital. These will soon be joined by a third virtual issue, focusing on deliberative democracy.

### **4.4 Published book reviews**

329 reviews were published in Volume 5 of *Political Studies Review* in 2007. This compares to 343 in volume 4 (2006), 370 in volume 3 (2005), 341 in volume 2 (2004), and 375 in volume 1 (2003).

## 5 OUTCOMES

### 5.1 Impact of *Political Studies*

The Sheffield team is disappointed that the journal's ranking in the citation index for 2006 (the latest year for which figures are available, see Table 7 below) has fallen as compared with 2005, and the editors are in consultation with Wiley-Blackwell over the causes of this and possible remedies. It remains our aim to improve the ranking of *Political Studies* both by impact factor and total citations, by publishing high-quality articles which speak to more than one subfield of the discipline.

**Table 7: Citations and ISI ranking for *Political Studies* 2003 - 2006**

|      | Ranking | No. of journals | Impact factor | Total citations | Ranking by total citations |
|------|---------|-----------------|---------------|-----------------|----------------------------|
| 2003 | 28      | 78              | 0.392         | 239             | 28                         |
| 2004 | 53      | 79              | 0.325         | 311             | 25                         |
| 2005 | 35      | 84              | 0.575         | 337             | 26                         |
| 2006 | 40      | 85              | 0.500         | 387             |                            |

A further measure of the journal's impact is the number of individuals signed up via Blackwell Synergy for table of contents e-alerts. There have been substantial increases in the number of people signed up for this service for both journals over the last two years, as shown in Table 8.

**Table 8: Number receiving the *PS* and *PSR* e-Alerting service**

|  | <i>Political Studies</i> |        |        |        | <i>PSR</i> |        |        |        |
|--|--------------------------|--------|--------|--------|------------|--------|--------|--------|
|  | Dec 04                   | Dec 05 | Dec 06 | Dec 07 | Dec 04     | Dec 05 | Dec 06 | Dec 07 |
| Individuals signed up for TOC e-alerts | 692                      | 1381   | 1763   | 2184   | 606        | 1228   | 1570   | 1959   |

### 5.2 International focus

*Political Studies* maintains a good profile on the international stage with anecdotal evidence (e.g. at APSA 2007) that readers in the US are increasingly aware of the range and quality of articles being published. The *PSA* stand at APSA registered a strong footfall this year, with a 100 people signing up to receive table of contents email alerts.

There will be a continued focus on raising the profile of *Political Studies* in the US throughout 2008, for example through such initiatives as the symposium of articles on 'Civic Engagement and Civic Attitudes in Cross-National Perspective' in issue 56 (1), guest edited by Marc Morjé Howard and Dietlind Stolle; and the forthcoming seminar on 'Dialogue and Innovation in Contemporary Political Science', hosted by the Department of Politics and International Relations at the University of Oxford in June 2008.